

Due March 17th!



You may type
this assignment!

Our 4th writing assignment is an informational piece. You will learn how to conduct research, organize your information, and report back to your audience. You will have some homework throughout this unit. Therefore, **we are asking Learning Coaches to partner with us as we complete our final writing assignment.**

In this packet you will find printable tools to help us stay organized and focused. If you cannot print the worksheets you can make your own on blank sheets of paper or write it in your notebook.

There are many steps to this research project. Please make sure your student is keeping all his/her work in his/her notebook!

You will choose an animal of your interest, research the animal (as homework), type your paper, report your findings by File Sharing the document with your teacher by 4pm on March 17th. On this last assignment you will be allowed to type the document. Your teacher will then compile our class reports into a book. The book will be available online for you to view, share with family, and have an option to buy.

Please remember you need 85% attendance in class connects in order for you to mark units complete at the end of this study. If you must miss please make sure you watch the recordings. I will be instructing students step by step on the project and reporting any homework assignments at the end of each class. So L.C., please be sure to check the end of class and help us with the research piece.

I am so excited to see your final work and then show it off to all of the parents and families in our class!

If you have questions please contact your homeroom teacher. We really will need the LC to give us help with this assignment!

Your 2nd Grade Teachers,

Mrs. Fuller and Mrs. Lasky

Parts of an informational writing:

Title (1point)

Written By (1point)

Topic Sentence-catchy lead (1point)

Body-attempt to have at least 2 paragraphs (3points)

Ending-catchy lead (1point)

Transitional word (1 point)

4 Facts (2 points)

Points	2 Grade Goals	Student's score
1	Title	
1	Author or Written By: student's name at the top of the assignment	
1	Topic Sentence/Lead: Starts the story with an action, question or setting that would make a good beginning. Use the catch leads within File Share to help you.	
3	Body: Story was wrote in sequential order (beginning, middle, end). Report is focused on 1 animal.	
1	Ending: Choose catchy lead to lead your wrap up paragraph.	
2	4 Fact: 4 facts about your animal within your paper.	
1	Transitional words between sentence as needed (first, next, then, after)	
10 Total Points Possible		Total
Something to work on:		

Step 1: What animal do you want to learn about?

I want to learn about: _____

Step 2: What do you already know about your animal?

What I Know About _____

Can

Have

Are

Step 3: What more do you want to learn about your animal?

What I want to learn about: _____

Step 4: Now that you know what you want to learn, it's time to go find that information. Use the below graphic to help you collect information you learn. You may also want to consider going to library to find books about your topic.

Good Places to find Information:



- <http://kids.nationalgeographic.com/kids/>
- <http://www.animalcorner.co.uk/index.html>
- <http://goodsitesforkids.org/Animals.htm>
- <http://www.animalfactguide.com/links/>
- <http://kids.sandiegozoo.org/animals/>
- <http://www.nhptv.org/natureworks/nw4.htm>

Step 5: Give your sources credit. As you find information write down the source. Use the lines below

to keep track of your sources.



Giving your sources credit

- This is how I would fill out my "My Resources" document:

 **Internet Sources:** Website Address 

- <http://www.nps.gov/jeca/naturescience/bats.htm>
- <http://video.nationalgeographic.com/video/kids/animals-pets-kids/wild-detectives-kids/wd-ep9-bats/>

- I didn't use any books, but if I had, I would have listed the title and author in this section:

 **Print Sources:** Title and Author 

Take notes with this organizer. It will help you focus on fact to find.

Food:

Habitat:

All about: _____

Predators:

Babies:

Size & Appearance:

Interesting Fact(s):

MY EDITING CHECKLIST

This checklist can be used to help you ensure you have all the pieces to your have a writing assignment.

WRITING ASSIGNMENT TOPIC _____ DUE DATE _____

Questions	Yes	No	Corrected
Does my writing have a title?			
Did I re-read my writing out loud to check for mistakes? L.C: Listen; if you hear something that doesn't sound right, ask, "Does that sound right?"			
Did I start each sentence with a capital letter?			
Did I end each sentence with a period, an exclamation point, or a question mark?			
Did I space my words and write neatly?			
Did I indent at the beginning of each paragraph?			
Did I circle any words that I think are misspelled in my rough draft?			
Did I look in the dictionary, use dictionary.com or ask my L.C. for help spelling words?			
Did I use adjectives (spicy words)? Did you check for boring words? L.C: Perhaps suggest student look at Banish Boring Words packet.			
Did I use strong verbs? Is there action in my story?			
Did you use your five senses: feel, smell, taste, hear, see?			
Do I have strong leads that introduce the story? Do each of my sentences start differently?			
Is your writing focused? The ideas and content of my story match the topic?			
Is my writing organized? Does my story have a beginning, middle, and end? L.C: Ask your student to identify out each piece.			
Did I use transitional words: first, next, then, last?			
Does my story have voice? Does it sound like you?			
Do you have a conclusion sentence that wraps it all up? L.C: Ask your student if they have closed/ended the topic or if they are leaving the audience wondering.			
Did you type a clean and neat final draft? Is it the best writing I can do? L.C: The student might need to write a few drafts before it is a polished writing.			
Did I type my final polished writing into a Word document and File Share with my homeroom teacher?			